






# RPII ANNUAL PLAYGROUND INSPECTION REPORT



AREEMA PLAY AREA  
DUNMURRY  
BELFAST CITY COUNCIL  
27<sup>th</sup> January 2015

This Inspection was carried out by Mel Campbell RPII Signed

Item No.	Item Description	Inclusive for all Abilities Y/N	Quality Score	Compliance with BSEN 1176 Y/N	User Risk Assessment	Actions	Item Priority	Safety Surface Compliance to BSEN 1177	Surfacing Risk Assessment	Actions	Surface Priority Works	
1	 <p>Item: Rocker 1                      Manufacturer: Fahr                      Label: Yes 2012                      Age Range: 2 - 8                      Capacity: 1                      Surfacing: Wet Pour</p>	N	10	Y	L	N/A	5	Y	L	N/A	5	
2	 <p>Item: Rocker 2                      Manufacturer: SMP                      Label: Yes 1999                      Age Range: 2 - 8                      Capacity: 1                      Surfacing: Wet Pour</p>	N	4	N	L	 <p>Sand splinters on tail</p>	2	Y	L	N/A	5	
<b>Overall Mean Score =</b>			-									






**\*Quality Score**

Excellent	= 10	Fair	= 5
Very Good	= 9	Insufficient	= 4
Good	= 8	Poor	= 3
Fairly Good	= 7	Very Poor	= 2
Sufficient	= 6	Extremely Poor	= 1

**\* Item Priority Action**

- 1 Action within 1 hour (Contact Client)
- 2 Action within 10 days
- 3 Action within 28 days
- 4 Action within 3 months
- 5 Monitor

N.B. Mean Score = total quality score divided by the number of items.

Item No.	Item Description	Inclusive for all Abilities Y/N	Quality Score	Compliance with BSEN 1176 Y/N	User Risk Assessment	Actions	Item Priority	Safety Surface Compliance to BSEN 1177	Surfacing Risk Assessment	Actions	Surface Priority Works	
3		Y	3	N	L		Replace missing seat and chains	2	Y	L	N/A	5
	Item: Cradle Swings Manufacturer: SMP Label: Yes 1999 Age Range: 1 - 5 Capacity: 2 Surfacing: Rubber Tiles											
4		N	2	N	M	 	Replace damaged half post on ramp  Replace missing rope  Replace climbing wall panel and foot holds	2	Y	L	N/A	5
	Item: Multi Unit Manufacturer: SMP Label: Yes 1999 Age Range: 4 - 14 Capacity: 10 Surfacing: Rubber Tiles											
<b>Overall Mean Score =</b>			-									



**\*Quality Score**

Excellent	= 10	Fair	= 5
Very Good	= 9	Insufficient	= 4
Good	= 8	Poor	= 3
Fairly Good	= 7	Very Poor	= 2
Sufficient	= 6	Extremely Poor	= 1

**\* Item Priority Action**

- 1 Action within 1 hour (Contact Client)
- 2 Action within 10 days
- 3 Action within 28 days
- 4 Action within 3 months
- 5 Monitor

N.B. Mean Score = total quality score divided by the number of items.

Item No.	Item Description	Inclusive for all Abilities Y/N	Quality Score	Compliance with BSEN 1176 Y/N	User Risk Assessment	Actions	Item Priority	Safety Surface Compliance to BSEN 1177	Surfacing Risk Assessment	Actions	Surface Priority Works	
5	 <p>Item: Flat Swings                      Manufacturer: SMP                      Label: Yes 1999                      Age Range: 2 - 14                      Capacity: 2                      Surfacing: Rubber Tiles</p>	N	9	Y	L	N/A	5	Y	L	N/A	5	
6	 <p>Item: Balance Trail                      Manufacturer: SMP                      Label: Yes 1999                      Age Range: 4 - 14                      Capacity: 6                      Surfacing: Tarmac</p>	N	9	Y	L	N/A	5	Y	L	N/A	5	
<b>Overall Mean Score =</b>			<b>6.1</b>									

**\*Quality Score**








Excellent	= 10	Fair	= 5
Very Good	= 9	Insufficient	= 4
Good	= 8	Poor	= 3
Fairly Good	= 7	Very Poor	= 2
Sufficient	= 6	Extremely Poor	= 1

**\* Item Priority Action**

- 1 Action within 1 hour (Contact Client)
- 2 Action within 10 days
- 3 Action within 28 days
- 4 Action within 3 months
- 5 Monitor

N.B. Mean Score = total quality score divided by the number of items.

**ANCILLARY STRUCTURES**

<u>TYPE</u>	<u>GENERAL QUALITY CONDITION</u>	<u>ACTIONS</u>	<u>PRIORITY</u>
	10	N/A	5
<b>Fencing</b>			
	5	 Add self closing mechanism and remove finger entrapments	3
<b>Gates</b>			
	4	 Replace content on sign	4
<b>Signs</b>			
	10	N/A	5
<b>Bins</b>			
	10	N/A	5
<b>Paths &amp; General Surfacing</b>			

OVERALL MEAN SCORE:

**7.8**

**\*Quality Score**

Excellent	= 10	Fair	= 5
Very Good	= 9	Insufficient	= 4
Good	= 8	Poor	= 3
Fairly Good	= 7	Very Poor	= 2
Sufficient	= 6	Extremely Poor	= 1

**\* Item Priority Action**

- 1** Action within 1 hour (Contact Client)
- 2** Action within 10 days
- 3** Action within 28 days
- 4** Action within 3 months
- 5** Monitor

N.B. Mean Score = total quality score divided by the number of items.